

LELY TIGO

PR and XR silage/combi wagons



www.lely.com

innovators in agriculture




Chop for efficient rumination

Insights on chopping

Chop for efficient rumination.

Chopping leads to higher density.

Sharp knives make a difference.



CUTTING

DRYING

COLLECTING

CHOPPING

COMPACTING

SEALING

Cut the grass your animals need.

Rapid wilting retains the quality.

Ash is ballast for animals.

Ensure a rapid start of the fermentation process.

Keep oxygen out and quality in.

Feed efficiency and our wide range of forage machines



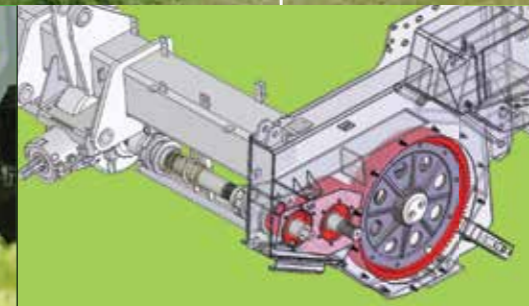
Easy adjustment of compaction pressure

The degree of compaction can be pre-selected from two options on the control unit, depending on the crop. Forward tilting reduces the pressure while backward tilting increases it. Sensors on the hydraulic cylinders of the bulkhead automatically activate the floor chains.



Good crop throughput for optimal loading capacity

The pick-up and chopping rotor are positioned close to one another and their speeds matched. Consequently, the pick-up does not need a high rotation speed to bridge the distance to the rotor, which favours crop intake as well as durability.



A smooth drive line with a long lifespan

All Lely Tigo loader wagons are directly driven from heavy-duty gears. The integration of the drive line into the chassis is an innovative concept; it contributes to a long lifespan as well as saving weight.



Unique parallel operation

Unique to Lely is the ISOBUS parallel operation, in which all functions on the Tigo operator unit and tractor terminal can be operated and displayed at the same time.

Gentle handling, fully loaded

100% loader wagon



A loader wagon and a forage transport wagon all in one

When the multi-function bulkhead is tilted forward into the forage transport position, the Tigo PR and XR are ready for loading without any further adjustment. Because of the clever construction of the superstructure with its forward inclination, the driver always has a good view into the loading unit. The front cross-beam of the superstructure is directly connected to the upper edge profiles of the sides at their highest point to guarantee optimum stability.

100% silage transport wagon



Robust superstructure

The heavy-duty, all-steel superstructure features robust, closely spaced stanchions which are bolted to the chassis frame, offering maximum stability. The structure has no tubular bows or tension ropes, making it ideally suited to loading from the top with a forage harvester. All vehicles are equipped with a side entry door as standard. The inside of the wagon can be accessed easily using the access ladder.



New on the Tigo XR pick-up are the plastic strippers, for a perfect crop flow.

Perfect crop pick-up with seven extra-wide tine bars

The camless pick-up of the Tigo XR is 200 cm in width (190 cm on Tigo PR models), and is fitted with seven rows of tines mounted close together (only 54 mm apart). The rotational speeds of the rotor and pick-up are perfectly coordinated to ensure excellent crop flow and an enormous pick-up capacity.

Non-wearing, maintenance-free camless pick-up

Since the pick-up has been designed without a cam track, there are far fewer moving parts. This design is more reliable, less sensitive to wear, quieter and maintenance free. Furthermore, the tines have been reinforced and all components hot-dip galvanised

to protect them even more effectively against the elements and corrosive sap from the crop. The results speak for themselves: lower maintenance costs and a higher trade-in value!

Greater ground clearance

After loading, the hydraulic hitch drawbar automatically returns the wagon to a horizontal position to ensure that there is enough ground clearance in the transport position. The position of the pick-up when lifted has also been raised. These two factors provide additional ground clearance of approximately 10 cm, a height that can make all the difference when working in fields of maize or on rough ground.



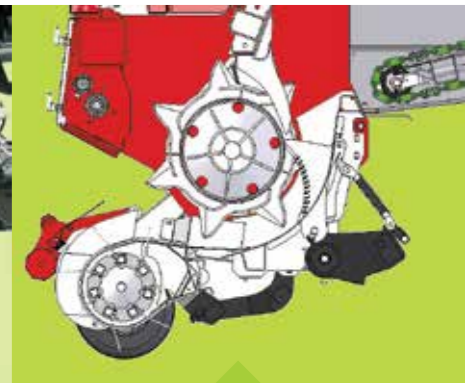
Crop roller and castor action pick-up guide wheels

The impact plate with the crop roller provides even better crop pick-up and the castor action pick-up guide wheels, which are height adjustable, relieve the load on the pick-up when turning.



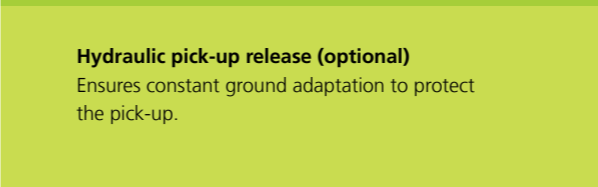
Pick-up touch roller (optional)

Running in the centre of the tractor track, ensuring a reliable pick-up tracing in the most difficult soil conditions.



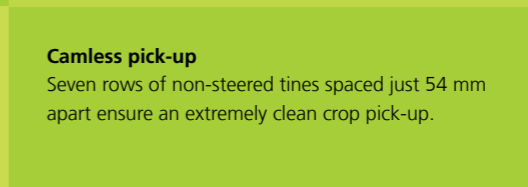
Crop throughput

The pick-up and chopping rotor are positioned close together.



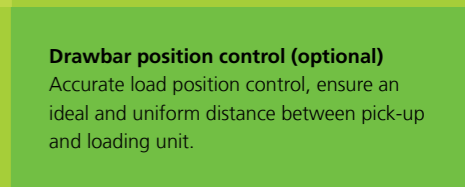
Hydraulic pick-up release (optional)

Ensures constant ground adaptation to protect the pick-up.



Camless pick-up

Seven rows of non-steered tines spaced just 54 mm apart ensure an extremely clean crop pick-up.

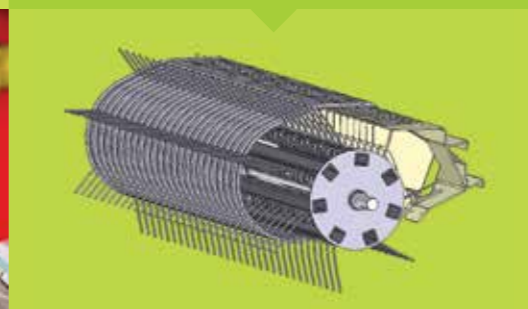


Drawbar position control (optional)

Accurate load position control, ensure an ideal and uniform distance between pick-up and loading unit.

Camless pick-up unit for more efficient loading

The efficiency of a loader wagon is greatly dependent upon pick-up capacity. The camless pick-up of the Lely Tigo PR and Tigo XR is unique in having seven tine bars. These features enable both model ranges to perform better, faster and more efficiently than other loader wagons.





Replaceable tines

Rotor finger segments on the rotor can be exchanged without removing the rotor.

Smooth running for maximum throughput

The extremely high-performance pick-up and chopping rotor, 800 mm in diameter with a feed channel width of 1,630 mm on the Tigo PR and 1,810 mm on the Tigo XR, ensure an enormous throughput. There are seven rows of case-hardened rotor fingers mounted in a spiral design; these fingers are 25 mm in width, and they guarantee a smooth and precise cut with a minimum cutting length of 37 mm. The result is high-quality, ideally pre-compacted ruminant forage and a wagon perfectly loaded to maximum capacity.

Case-hardened, easy exchange of rotor finger segments

The case-hardened rotor fingers are extremely hard-wearing and the T-shaped attachment makes them extremely stable. Rotor finger segments on the rotor can be exchanged without removing the rotor. Each ring consists of three finger segments interlocked onto the rotor casing. The rings can be replaced individually.



Generously sized self-aligning roller bearings

The rotor is fitted with generously sized self-aligning roller bearings at both ends.

An efficient chopping rotor makes all the difference

At the heart of the Lely Tigo PR and XR loader wagon range lies the high-performing and extremely reliable camless pick-up and chopping rotor. The proven and reliable design of the tines, with seven spiral-shaped rows, ensures a continuous crop flow and high pick-up performance. The rotor conveys the crop smoothly, powerfully and extremely gently across a 1 m² surface into the wagon, even in difficult working conditions.




Increased thrust at low power

The rotor tines have a 25 mm wide flat edge, which results in enhanced thrust with a low power requirement.



High-performance cutting unit for precise short chopping

Maximum forage quality is paramount to Lely, and that is why all Tigo models lead the field when it comes to crop handling and chopping quality – good chopping results mean better fermentation and forage intake. The side-pivoting forty-five-knife cutting unit chops crops as short as 37 mm. The 25 mm wide rotor tines between the knives result in a cutting gap of only 3 mm and ensure smooth and economical chopping, as well as the best silage quality.



Knife protection

A Trimatic knife-protection system protects the knives and the rotor against damage.

Easily varied chopping length

The chopping unit is divided into two groups, making it easy to switch between 37 mm chopping, 74 mm chopping or no chopping.

Maximum chopping power

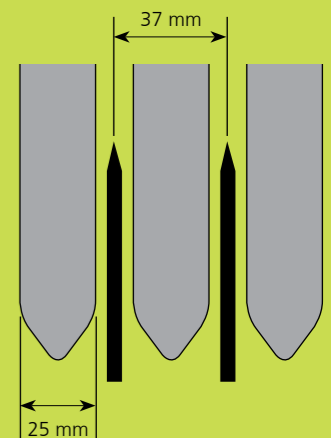
All forty knives on the Tigo PR and all forty-five knives on the Tigo XR are precisely arranged in a row on the robust chopping frame. The long, serrated knives are made of hard-wearing toughened tool steel and their shape ensures an even cutting action. The forage is cut cleanly and precisely. The gap between the knife and the rotor tine is only 3 mm to ensure smooth and economical chopping. The chop length of 37 mm or 74 mm can be adjusted by the knife bank lever that pre-selects the required number of knives.

Reliable protection against foreign objects

Each knife is individually protected against foreign objects by the Trimatic knife-protection system. If a foreign object enters the chopping unit the rotor presses it against the knife. The release spring flexes, immediately reducing the force on the knife and thus preventing damage to the rotor and knife. Once the object has passed, the knives return to their operating position. This unique construction works entirely without any additional levers or pressure rollers and is absolutely reliable, even in the most difficult working conditions. Another advantage is that the release spring is not permanently flexed but is only subjected to stress when a foreign object is present in the unit.

Optimum ease of maintenance, central unlocking of the chopping unit


The chopping unit can be hydraulically pivoted either from the tractor terminal or using the two buttons on the left side of the wagon. The chopping unit can be unlocked and pivoted out to the side without the need for tools. The central knife-unlocking system unlocks all of the knives at the same time. They can then be removed easily, once again without the use of tools. The integrated holding device on the back of the knife further improves convenience when changing knives.



Toolless knife replacement

The long, robust knives, serrated on one side, ensure optimum chopping results and can be replaced without tools.





Maintenance-free oil-immersed gearbox

The more efficient the drive line, the more power you have at your disposal for collecting, chopping and loading. The essential condition for this is high-performance drive technology: the drive unit is supported in an enclosed oil-immersed gearbox which is maintenance free with low wear. The power is transmitted by strong spur gears featuring an extremely effective tolerance fit involute toothing from the shaft to the drive sprocket on the chopping rotor. The smooth running of the vehicle is particularly pleasant for a long working day.

Maximum functional safety

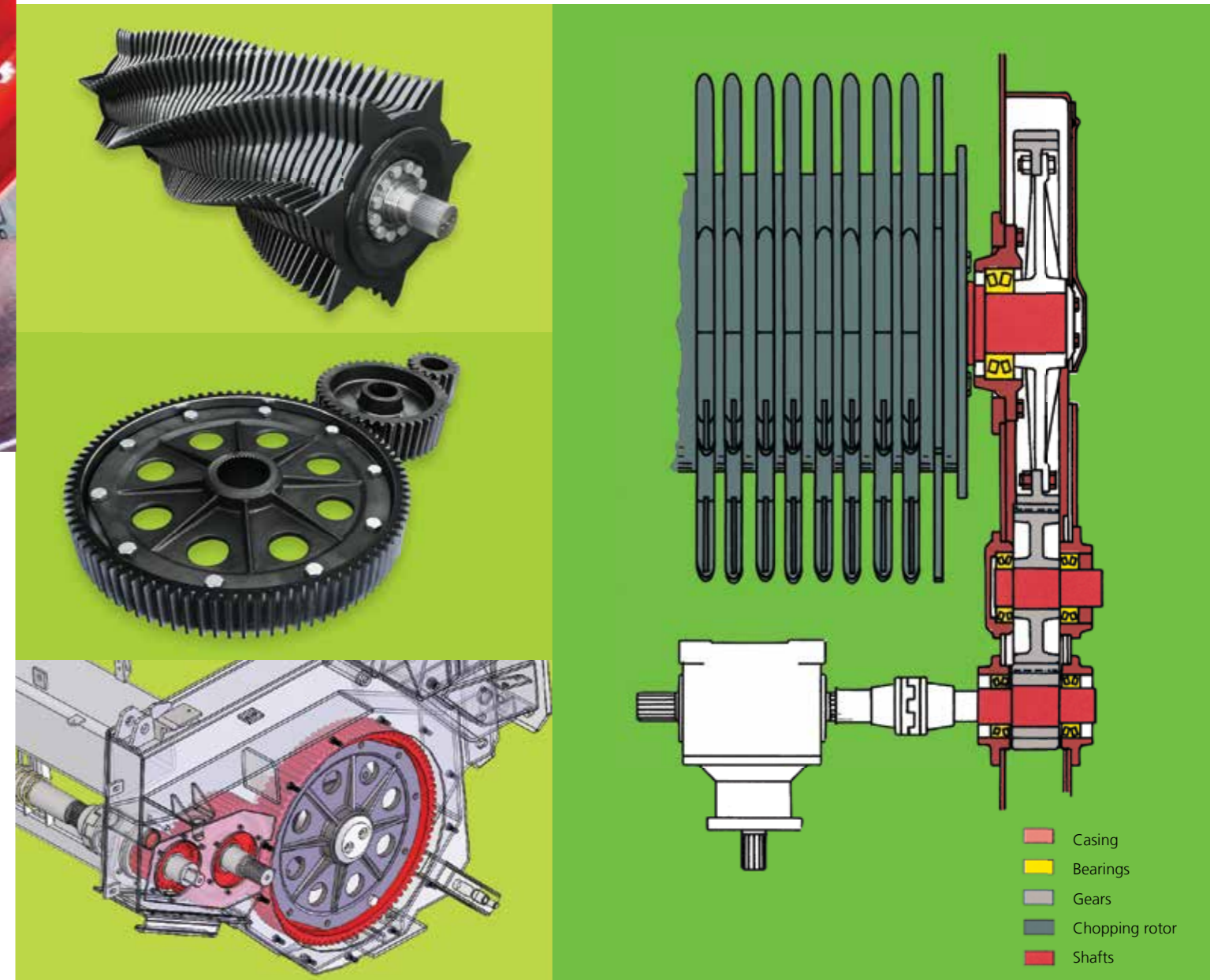
All drive-side bearing points are equipped with generously dimensioned self-aligning roller bearings. Lely is the only company to provide this unique feature, which ensures a long lifetime. Functional safety is top priority for Lely. That is why all power-transmitting parts are firmly bolted together. Removing welded joints allows better dimensional accuracy, safe running and an extremely long lifetime.

Strong drive elements

The chopping rotor drive is also of a very high quality. The high-strength drive shaft is able to cope with a variety of loads. The bolted connection to the chopping rotor ensures maximum installation accuracy and precise running.

Unique drive construction

The drive unit of the Tigo PR and XR is powered by a low-wear, maintenance-free and enclosed oil-immersed gearbox with extremely strong spur gears. The gear housing is integrated into the chassis, thus making it a structural component. This construction is of a higher quality than a cast-iron gear housing or chain drive.





Multi-function bulkhead

Absolutely unique is the new bulkhead construction on the Tigo XR. The hydraulically adjustable bulkhead can be tilted forwards and backwards by approximately 80 degrees to fulfil various functions: an automatic loading system and a compaction system for variable compaction of the crop mass in the wagon, and discharge assistance for complete emptying of the wagon. When the bulkhead is tilted forwards by approximately 65 degrees it makes way for 6 m³ (DIN) of additional loading space. The intelligent software of the wagon automatically adjusts the different loading and unloading positions.

High volume, yet compact!

When the wagon is full the Tigo XR plays its trump card: the bulkhead tilts forwards in two stages to the transport position, providing 6 m³ of additional loading space. The result: due to this additional volume, the wagon can be one metre shorter with inclined loading volumes. Weight distribution is also significantly more advantageous. During harvesting, the front wall is always inclined forwards in order to allow a clear view into the wagon.

Easy adjustment of compaction pressure

When the automatic loading system is activated, the multi-function bulkhead is automatically put into the vertical position (loading position). The degree of compaction can be pre-selected from two options on the control unit, depending on the crop. Forward tilting reduces the pressure while backward tilting increases it. Sensors on the hydraulic cylinders of the bulkhead measure the degree of compaction and automatically activate the floor chains.



Multi-function tiltable bulkhead

Another completely unique feature of the Tigo PR silage and XR combi wagons is the forwardly inclined superstructure with a hydraulically tiltable bulkhead. This provides 6 m³ of additional loading capacity above the feed unit. It also improves the load on the drawbar to ensure absolute stability, even when huge amounts of crop are transported. Furthermore, the compaction pressure can be easily adjusted by moving the wall further forwards or back, and the wagon can be easily and cleanly emptied.



A safe start for discharge

Another of the Lely Tigo PR/XR's assets is its discharge system. When the automatic discharge is started up, the multi-function bulkhead and the floor chains are simultaneously activated. This unique additional feature guarantees that the crop mass is set in motion safely. The bulkhead gently pushes the forage, thereby reducing the strain on the floor chain.



Hot-dip galvanised steel floor

All Tigo XR models are equipped with a galvanised steel floor and four high-grade flat-link chains of hardened and tempered steel (overall breaking strength of 60 tonnes) as standard, which offer the best corrosion protection and durability, especially in maize silage transport.



Heavy-duty frame construction, lower floor

Extreme durability, transport of heavy loads safely, compact and high-quality frame construction: these are the criteria for professional enterprises which the Tigo PR and XR completely fulfil. They are designed for a maximum load capacity. The newly developed frame is built from extra-strong steel C profiles, and the hydraulically operated floor has been lowered at the front by 250 mm.

Smooth loading


Due to the optimum arrangement of the feed elements and the lowering of the hydraulically operated floor by 250 mm, the system has no need for a feed channel over the rotor. Because of the resulting lower degree of compaction, this reduces the amount of power needed for loading.

Optimum discharge

The hydraulic floor chain, with two-stage feed speed in combination with the hydraulically operated lowered floor, guarantees safe and efficient discharge. D models are also equipped with a return floor chain.

Two-sided floor chain drive on Tigo XR

The Tigo XR 75 and XR 100 models are fitted with a two-sided floor chain drive as standard. The gearbox of the hydraulically operated floor on the XR series has spur gears and is fitted with a two-stage hydraulic motor with an additional fast gear as standard. Safe and efficient discharge is guaranteed.



Heavy-duty floor

The Tigo PR 60 and Tigo PR 70 are equipped as standard with a hot galvanised steel floor. The Tigo PR 45 and Tigo PR 50 are equipped with a pressure treated wooden floor. The four high-tempered-steel chains (overall breaking strength of 50 tonnes) with offset carriers arranged at short distances are highly durable and extremely resistant to wear.



Optimum discharge

During discharge the multi-function bulkhead automatically tilts right back to an angle that is ideal for pushing the forage smoothly and efficiently over the hydraulically operated floor. The result is a cleanly emptied wagon.





Bogie-tandem chassis

The Tigo PR series and the Tigo XR 65 model are equipped with a bogie-tandem axle as standard. An optional forced steering system is also available. The extremely large pendulum range ensures even distribution of the load and optimum ground alignment, even on difficult and uneven terrain. The large tyres provide a huge supporting surface and minimise damage to the ground. The PR 60 and PR 70 models, as well as the Tigo XR 65, can also be equipped with hydro-pneumatic suspension support with automatic level adjustment as an optional extra.

Hydro-pneumatic tandem unit with automatic level adjustment

The hydro-pneumatic tandem axle suspension support with automatic level adjustment provides a high degree of sway stability. Large suspension paths ensure optimum ground alignment. The full spring stretch is always available, irrespective of the degree of loading. The automatic level adjustment ensures that the vehicle stands parallel to the slope. The cross arrangement of the suspension cylinders stabilises the vehicle against swaying. This enables faster cornering. This chassis is standard on the Tigo XR 75 and XR 100 models.

Hydro-pneumatic tridem unit with automatic level adjustment

The tridem chassis distributes heavy loads very evenly, thereby minimising damage to the ground. The hydro-pneumatic suspension support with automatic level control offers the greatest driving comfort. The front and rear axles have forced steering on both sides. Combined with the low drawbar attachment and ball-headed bearing couplings, the vehicle can be driven with a total permitted weight of 31 tonnes. This chassis is optional on the Tigo XR 75; the Tigo XR 100 is equipped with a tridem chassis as standard.



High-performance chassis for up to 31 tonnes

Greater loads and high driving speeds – a loader wagon chassis is subject to extreme demands. Bogie and tandem or tridem chassis with hydro-pneumatic suspension and rear or forced steering: Lely has the right chassis for every job, because safety is our primary goal.

Without automatic level adjustment

Depending on the incline of the terrain, the loader wagon will automatically adjust to an optimum level. When travelling round bends, the wagon tilts to the side at high speeds, and with full loads the result is loading of the springs and the effectiveness of the suspension is lost.



With automatic level adjustment

Due to the automatic level adjustment the vehicle always stands parallel to the slope. Irrespective of the degree of loading, the vehicle adjusts constantly to optimum chassis height, so that the full pendulum stretch and spring stretch are maintained at all times.



ISOBUS – maximum ease of operation

The newly developed ISOBUS on-board computer is now standard on all Tigo PR and Tigo XR models. The loader wagon can be controlled from the tractor terminal or from the ISOBUS control unit which is included in supply. The layout of the loader wagon functions on the tractor joy-stick provides maximum operating comfort. The ISOBUS control provides the driver with additional functions such as:

- Speed-dependent locking of the steering axle
- Level control with hydro-pneumatic suspension
- Weighing system (optional)
- Load status indicator (optional)
- Integrated diagnosis system



Function display

Thanks to the clear and neatly arranged LED indicators, the operator can see exactly which functions have been activated.

Loading menu

- Automatic loading system
- Chopping unit
- Deflecting drawbar
- Pick-up

General settings

- Hydro-pneumatic chassis
- Work lights

Unloading menu

- Floor chain speed
- Floor chain with forward/reverse operation
- Cross conveyor belt
- Loading area cover
- Discharge rollers
- Tail gate
- Automatic unloading system

Counter menu

- Load counter
- Hour counter
- Load status indicator

E-link Pro terminal

The Lely E-link Pro ISOBUS terminal with user-friendly colour display and camera interface.



Unique parallel operation

Unique to Lely is the ISOBUS parallel operation, in which all functions on the Tigo operator unit and tractor terminal can be operated and displayed at the same time, thus offering the user the ability to see switching and control functions at a glance.





Lely Tigo



PR



XR

Lely Tigo PR

The Tigo PR models: the silage transport wagon for agricultural enterprises. The camless pick-up with seven tine bars is unique to Lely. The high-performance rotor with an 800 mm diameter is fitted with seven spiral-shaped rows of tines. Forty chopping blades offer a minimum chopping length of 37 mm. The loader wagons have a large loading capacity and the automatic loading system ensures optimum loading of the wagon.

TECHNICAL SPECIFICATIONS

| TIGO PR | 45 (D) | 50 (D) | 60 (D) | 70 (D) |
|---|-------------------|-------------------|-------------------|-------------------|
| Volume (DIN 11741) (m ³) | 31 (29/32**) | 31 (29/32**) | 36 (34/37**) | 41 (39/42**) |
| Capacity (medium compaction)* (m ³) | 45 | 50 | 60 | 70 |
| Maximum permissible weight (kg) | 17,500/ 18,500 | 20,000/ 22,000 | 20,000/ 24,000 | 20,000/ 24,000 |
| Feed unit | Rotor | Rotor | Rotor | Rotor |
| Minimum chop length (mm) | 37 | 37 | 37 | 37 |
| Working width of pick-up (DIN) (m) | 1.90 | 1.90 | 1.90 | 1.90 |

Lely Tigo XR

The XR models, in addition to their use as loader wagons, make excellent silage transport wagons too. The vehicle is quick and easy to convert from a loader wagon to a silage transport wagon. The heavy-duty chassis, combined with the sturdy superstructure, makes these wagons capable of withstanding the loads imposed by heavy silage.

TECHNICAL SPECIFICATIONS

| TIGO XR | 65 (D) | 75 (D) | 100 (D) |
|---|---------------|---------------|--------------|
| Volume (DIN 11741) (m ³) | 38 (36/38**) | 44 (42/44**) | 54 (52/54**) |
| Capacity (medium compaction)* (m ³) | 65 | 75 | 100 |
| Maximum permissible weight (kg) | 22,000/24,000 | 24,000/31,000 | 31,000 |
| Feed unit | Rotor | Rotor | Rotor |
| Minimum chop length (mm) | 37 | 37 | 37 |
| Working width of pick-up (DIN) (m) | 2.00 | 2.00 | 2.00 |

* Depending on crop conditions / ** Without discharge rollers fitted



Optimum intake with seven-row pick-up

The camless pick-up of the Tigo PR wagon has seven tine bars with tines spaced 54 mm apart. This ensures clean and efficient crop pick-up. The rotational speeds of the rotor and pick-up are perfectly coordinated to ensure excellent crop flow.

Perfect chopping quality

The Tigo PR chopping unit can be operated in two groups and is fitted with forty knives. This results in a minimum chopping length of 37 mm. The 25 mm wide rotor tine and the resulting narrow gap of 3 mm between the knife and the rotor ensure high-precision chopping. Each knife is individually protected with the Trimatic knife-protection system.

Oil-immersed rotor drive

The rotor is directly driven via an oil-immersed drive. Direct drive means optimum transmission of power from the tractor to the loader wagon. A cam-type clutch protects the drive line against overloading. This maintenance-free drive ensures many years of service at minimal cost.



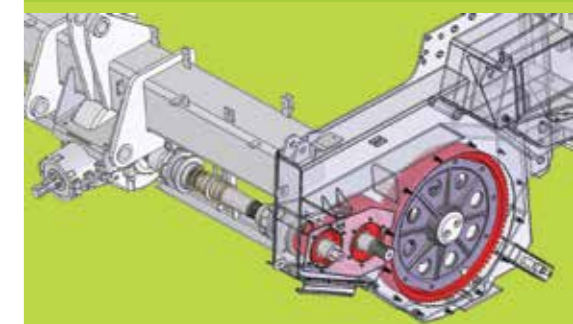
Toolless knife replacement

The long, robust knives, serrated on one side, ensure optimum chopping results and can be replaced without tools.



Pivotable chopping unit

More convenient knife replacement through side-pivoting chopping unit.



Lely Tigo PR

Versatility and maximum flexibility of use are the most decisive factors today for maximum economic efficiency. With the Lely Tigo PR series, Lely offers a loading and silage transport wagon for large enterprises in the silage transport wagon class. The excellently engineered all-steel frame construction provides maximum stability and makes it the most compact wagon in its class, ensuring that Lely offers the user even more options.





Lely Tigo PR with wide-opening tail gate
The tail gate of the Tigo PR with a large opening angle ensures trouble-free unloading, even with large quantities of forage.



Robust superstructure

The vertical all-steel superstructure with closely spaced stanchions is bolted to the chassis frame, and the all-round edge profile offers maximum stability. The top part of the construction can be easily dismantled for transport and storage purposes. The structure has no tubular bows or tension ropes, making it ideally suited to loading from the top with a forage harvester. All vehicles are equipped with a side entry door as standard. The inside of the wagon can be accessed easily using the access ladder.

Automatic unloading system

All Tigo PR models are equipped with a convenient automatic unloading system. When the automatic unloading system is operated, the tail gate opens (on D models the discharge rollers start); then the multi-function bulkhead and the floor chains are simultaneously activated. This unique additional feature ensures that the crop mass is set in motion safely, and efficient discharge is guaranteed.

Lely Tigo PR D – perfect discharging

All Tigo PR D vehicles are equipped as standard with two discharge rollers (optionally three). Three powerful and enclosed discharge rollers spread out both maize and grass silage precisely and ensure that crops are distributed evenly. The discharge rollers can be quickly and easily removed from the back of the machine.

Discharge roller drive with automatic floor-chain shut-off

The discharge roller drive is powered by a strong angular gearbox with an integrated on/off switch; large-dimensioned drive chains provide a powerful drive of the discharge rollers. A movement sensor on the lower discharge roller automatically stops the floor chains when the wagon is full. A cam-type clutch protects the discharge roller drive against overloading.

Side-discharge conveyor

If required, the Tigo PR D wagon can also be fitted with a hydraulically driven side-discharge conveyor. This can be switched over to discharge to the left or right, and the belt width of 700 mm always ensures optimum transfer to the feeding area or fence.



Extra-wide pick-up

The camless pick-up of the Tigo XR wagon is 200 cm in width and fitted with seven rows of tines mounted close together (only 54 mm apart). This ensures clean and efficient crop pick-up. The rotational speeds of the rotor and pick-up are perfectly coordinated to ensure excellent crop flow.

Maximum chopping power

All forty-five knives on the Tigo XR are precisely arranged in a row on the robust chopping frame. The long, serrated knives are made of hard-wearing toughened tool steel and their shape ensures an even cutting action. The forage is cut cleanly and precisely. The gap between the knife and the rotor tine is only 3 mm. The chop length of 37 mm or 74 mm can be adjusted by the knife bank lever that pre-selects the required number of knives.

Newly developed high-performance drive line

Forward-looking and ground-breaking, the complete drive line of the Tigo XR has been designed to meet the highest performance requirements. The main drive is powered by a low-wear, maintenance-free and enclosed oil-immersed gearbox. The power is transmitted by strong spur gears featuring an extremely effective tolerance fit involute toothing from the shaft to the drive sprocket on the chopping rotor. The cam clutch with torque protection of 2,500 Nm ensures optimum transmission of power and protects the drive line against overload.



Lely Tigo XR

Efficiency through dual usage and maximum machine utilisation are the determining factors for a combi wagon. The Tigo XR series is a completely new and unique concept developed by Lely, and can be used both as a loader wagon and as a silage transport wagon. The wagon's innovative superstructure with its integrated hydraulically adjustable multi-function bulkhead allows additional loading of the space above the feed unit. This means increased load volume but a shorter wagon. The Tigo XR series from Lely sets new standards for combi wagons.





Top unloading performance

All Tigo XR models are equipped with a convenient automatic unloading system. When the automatic unloading system is operated, the tail gate opens (on D models the discharge rollers start); then the multi-function bulkhead and the floor chains are simultaneously activated. This unique additional feature ensures that the crop mass is set in motion safely, and efficient discharge is guaranteed. The floor chain with its two-stage hydraulic motor is a standard feature and ensures unloading speeds of up to 25 m per minute.

Adjustable tail gate

The opening angle of the Tigo XR tail gate is adjustable to ensure optimal discharging, even in windy conditions. Double-acting cylinders located on both sides provide secure opening and closing of the heavy-duty tail gate.

Exact discharge – easily removable discharge rollers

All Tigo XR wagons are available as D models. The D models have three discharge rollers as standard equipment. The aggressive, enclosed discharge rollers discharge both maize and grass silage precisely and ensure even unloading. The discharge rollers can be quickly and easily removed from the back and offer additional loading volume.

Discharge roller drive with automatic floor-chain shut-off

The discharge roller drive is powered by a strong angular gearbox with an integrated on/off switch; large-dimensioned drive chains provide a powerful drive of the discharge rollers. A movement sensor on the lower discharge roller automatically stops the floor chains when the wagon is full. A cam-type clutch protects the discharge roller drive against overloading.



Comfortable access

All Lely Tigo PR and XR models have a generously dimensioned access door. For maintenance and cleaning, you can easily access the loading bay via the foldable access ladder.



A loader wagon and a forage transport wagon all in one

When the multi-function bulkhead is tilted forward into the forage transport position, the wagon is ready for loading without any further adjustment. Due to the unique design of the superstructure with its forward inclination, the driver always has a good view into the loading unit. The front cross-beam of the superstructure is directly connected to the upper edge profiles of the sides at their highest point to guarantee optimum stability.



Feed-channel cover

The feed-channel cover can be fitted quickly and easily without the use of tools. The feed-channel cover is easily accessible through the door on the side of the wagon.



Lely Tigo PR linkage

The Tigo PR series is equipped as standard with a drawbar for top linkage (drawbar load: 2 tonnes). A drawbar for bottom linkage and K80 ball-headed bearing couplings (drawbar load: 4 tonnes) can be selected. Also optional is the hydraulic drawbar suspension.

Lely Tigo XR with 4 tonne drawbar as standard

All Tigo XR models are equipped as standard with low attachment drawbars with hydraulic suspension and K80 ball-headed bearing couplings. The clever design of the drawbars allows maximum steering angles, even with large tractor track widths, and is designed for a drawbar load of 4 tonnes.

Forced steering

All models are as option with hydraulic or electronic forced steering available. The hydraulically closed system allows reversing without having to brake, and ensures maximum directional stability on slopes. The intelligent and slim design of the drawbars enables a steering angle of up to 60 degrees, even during forced steering operations.



Flotation +
600/55-22.5
710/45-22.5



Flotation Pro
650/50 R22.5
710/40 R22.5
710/50 R26.5
800/45 R26.5



Flotation Trac
710/45 R22.5
750/45 R26.5



Alliance 380
750/45 R26.5



Cargo XBIB
560/60-22.5
600/50-26.5
710/45-22.5

Technical specifications

| | Capacity (DIN) (m³) | Capacity (volume at medium compaction)* (m³) | Maximum permissible weight (kg) | Number of tine bars on rotor | Maximum number of knives | Minimum chop length (mm) | Working width of pick-up (DIN) (cm) | Number of tine bars on pick-up | Tine spacing on pick-up (mm) | Ground clearance on pick-up (m) | Empty weight (approximate) (kg) | Permissible weight on drawbar (kg) | Transport width (m) | Outer width tyres (standard tyres) (m) | Transport length (m) | Transport height** (m) | Loading area width (m) | Loading area length (m) | Track width (m) | Maximum speed (km/h) | Number of discharge rollers | Automatic load-dependent air brakes | Hydraulic brakes | Two-stage hydraulic motor for two floor speeds | Weighing system | 15 tonne bogie-tandem chassis 20/22.5 | 18 tonne bogie-tandem chassis 22.5 | 20 tonne bogie-tandem chassis 26.5 | 20 tonne tandem chassis, hydro-pneumatic suspension support with automatic level adjustment 26.5 | 27 tonne tandem chassis, hydro-pneumatic suspension support with automatic level adjustment | Standard tyres 500/55-20 12PR | Standard tyres 550/60-22.5 | Standard tyres 710/45-22.5 | Standard tyres 710/50 R26.5 |
|----------|---------------------|--|---------------------------------|------------------------------|--------------------------|--------------------------|-------------------------------------|--------------------------------|------------------------------|---------------------------------|---------------------------------|------------------------------------|---------------------|--|----------------------|------------------------|------------------------|-------------------------|-----------------|----------------------|-----------------------------|-------------------------------------|------------------|--|-----------------|---------------------------------------|------------------------------------|------------------------------------|--|---|-------------------------------|----------------------------|----------------------------|-----------------------------|
| PR 45 | 31 | 45 | 17,000/19,000 | 7 | 40 | 37 | 190 | 7 | 54 | 0.40 – 0.70 | 6,650 | 2,000/4,000 | 2.52 | - | 7.75 | 3.70 | 2.16 | 5.00 | 1.95 | 40/60 | - | S | O | O | X | S | X | X | X | X | S | X | X | X |
| PR 45 D | 29/32*** | 45 | 17,000/19,000 | 7 | 40 | 37 | 190 | 7 | 54 | 0.40 - 0.70 | 7,050 | 2,000/4,000 | 2.52 | - | 8.38 | 3.70 | 2.16 | 5.00 | 1.95 | 40/60 | 2/3 | S | O | O | X | S | X | X | X | X | S | X | X | X |
| PR 50 | 31 | 50 | 20,000/22,000 | 7 | 40 | 37 | 190 | 7 | 54 | 0.40 – 0.70 | 7,100 | 2,000/4,000 | 2.52 | - | 7.75 | 3.82 | 2.16 | 5.00 | 2.00 | 40/60 | - | S | O | O | X | X | S | X | X | X | S | O | X | |
| PR 50 D | 29/32*** | 50 | 20,000/22,000 | 7 | 40 | 37 | 190 | 7 | 54 | 0.40 – 0.70 | 7,550 | 2,000/4,000 | 2.52 | - | 8.38 | 3.82 | 2.16 | 5.00 | 2.00 | 40/60 | 2/3 | S | O | O | X | X | S | X | X | X | S | O | X | |
| PR 60 | 36 | 60 | 20,000/24,000 | 7 | 40 | 37 | 190 | 7 | 54 | 0.40 – 0.70 | 7,600 | 2,000/4,000 | 2.52 | - | 8.75 | 3.82 | 2.16 | 6.00 | 2.00 | 40/60 | - | S | O | O | O | X | S | O | O | X | X | S | O | O |
| PR 60 D | 34/37*** | 60 | 20,000/24,000 | 7 | 40 | 37 | 190 | 7 | 54 | 0.40 – 0.70 | 8,050 | 2,000/4,000 | 2.52 | - | 9.38 | 3.82 | 2.16 | 5.00 | 2.00 | 40/60 | 2/3 | S | O | O | O | X | S | O | O | X | X | S | O | O |
| PR 70 | 41 | 70 | 20,000/24,000 | 7 | 40 | 37 | 190 | 7 | 54 | 0.40 – 0.70 | 8,100 | 2,000/4,000 | 2.52 | - | 9.75 | 3.82 | 2.16 | 5.00 | 2.00 | 40/60 | - | S | O | O | O | X | S | O | O | X | X | S | O | O |
| PR 70 D | 39/42*** | 70 | 20,000/24,000 | 7 | 40 | 37 | 190 | 7 | 54 | 0.40 – 0.70 | 8,550 | 2,000/4,000 | 2.52 | - | 10.38 | 3.82 | 2.16 | 6.00 | 2.00 | 40/60 | 2/3 | S | O | O | O | X | S | O | O | X | X | S | O | O |
| XR 65 | 38 | 65 | 24,000 | 7 | 45 | 37 | 200 | 7 | 54 | 0.40 – 0.80 | 9,200 | 4,000 | 2.55 | 2.95 | 8.77 | 3.92 | 2.36 | 6.10 | 2.05 | 40/60 | - | S | O | S | O | X | O | S | O | X | X | X | O | S |
| XR 65 D | 38/36*** | 65 | 24,000 | 7 | 45 | 37 | 200 | 7 | 54 | 0.40 – 0.80 | 9,700 | 4,000 | 2.55 | 2.95 | 8.77 | 3.92 | 2.36 | 6.10 | 2.05 | 40/60 | 2/3 | S | O | S | O | X | O | S | O | X | X | X | O | S |
| XR 75 | 44 | 75 | 24,000/31,000 | 7 | 45 | 37 | 200 | 7 | 54 | 0.40 – 0.80 | 10,200 | 4,000 | 2.55 | 2.95 | 9.77 | 4.00 | 2.36 | 7.10 | 2.05 | 40/60 | - | S | O | S | O | X | X | X | S | O | X | X | X | S |
| XR 75 D | 44/42*** | 75 | 24,000/31,000 | 7 | 45 | 37 | 200 | 7 | 54 | 0.40 – 0.80 | 10,700 | 4,000 | 2.55 | 2.95 | 9.77 | 4.00 | 2.36 | 7.10 | 2.05 | 40/60 | 2/3 | S | O | S | O | X | X | X | S | O | X | X | X | S |
| XR 100 | 54 | 100 | 31,000 | 7 | 45 | 37 | 200 | 7 | 54 | 0.40 – 0.80 | 12,300 | 4,000 | 2.55 | 2.95 | 11.77 | 4.00 | 2.36 | 9.10 | 2.05 | 40/60 | - | S | O | S | O | X | X | X | X | S | X | X | X | S |
| XR 100 D | 54/52*** | 100 | 31,000 | 7 | 45 | 37 | 200 | 7 | 54 | 0.40 – 0.80 | 12,800 | 4,000 | 2.55 | 2.95 | 11,77 | 4.00 | 2.36 | 9.10 | 2.05 | 40/60 | 2/3 | S | O | S | O | X | X | X | X | S | X | X | X | S |



Passionate about farming

Lely has a long and deep history of recognizing the needs of modern farmers. Our products are developed with the cow as starting point. We strive to let her excel and as such, we supply products to farmers and contractors ranging from forage harvesting, to feeding, housing, caring, milking and energy sourcing. In addition we boast specific knowledge and experience in facilitating farmers to get the best out of their equipment. As such our in-depth knowledge of the complete farm cycle – from grass to glass – is unrivalled in the agricultural business.

We are committed to a sustainable, profitable and enjoyable future in farming.

Lely really cares for the environment.

Your Lely distributor

LHQ.B05.116.EN.A

Lely, Astronaut, Astri, Atlantis, Attis, AWS, C4C, Calm, Caltive, Capsule, Commodus, Compedes, Cosmix, Discovery, F4C, Fertliner, Gravitor, Grazeway, Hibiscus, Hubble, I-flow, InHerd, Juno, L4C, Lely Center, Lelywash, Lotus, Luna, Nautilus, Orbiter, Quaress, Qwes, SAE, Shuttle, Splendimo, Storm, T4C, Tigo, Vector, Viseo, Voyager, Walkway and Welger are registered trademarks of the Lely Group. Lely reserves all rights with respect to its trademarks. Any unauthorized use of any Lely-owned trademark or any use of a trademark that is confusingly similar to, or likely to cause confusion with a Lely-owned trademark, would constitute infringement of Lely's exclusive rights. All rights reserved. The information given in this publication is provided for information purposes only and does not constitute an offer for sale. Certain products may not be available in individual countries and products supplied may differ from those illustrated. No part of this publication may be copied or published by means of printing, photocopying, microfilm or any other process whatsoever without prior permission in writing by Lely Holding S.à r.l. Although the contents of this publication have been compiled with the greatest possible care, Lely cannot accept liability for any damage that might arise from errors or omissions in this publication.